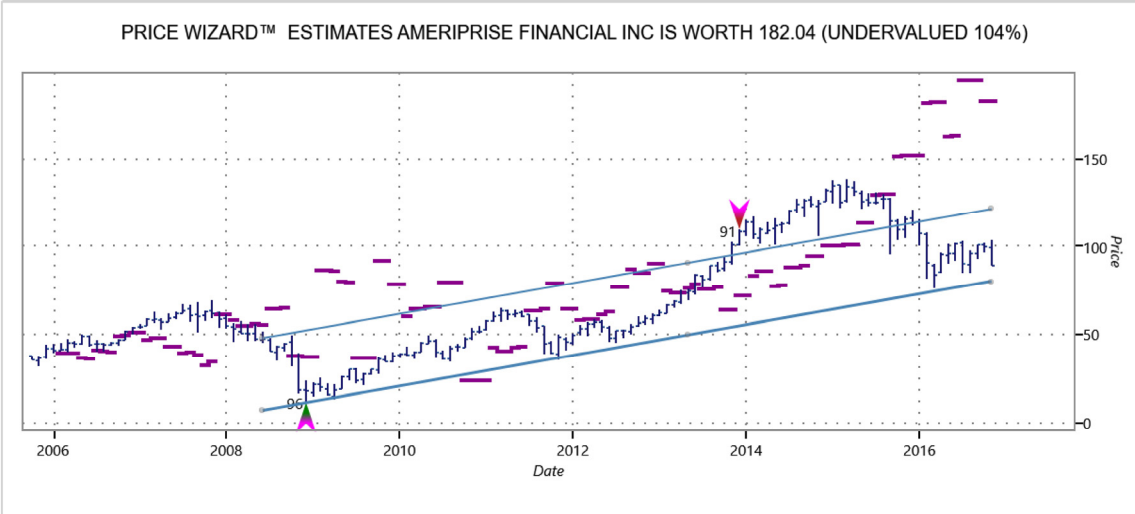


Price Wizard Chartbook

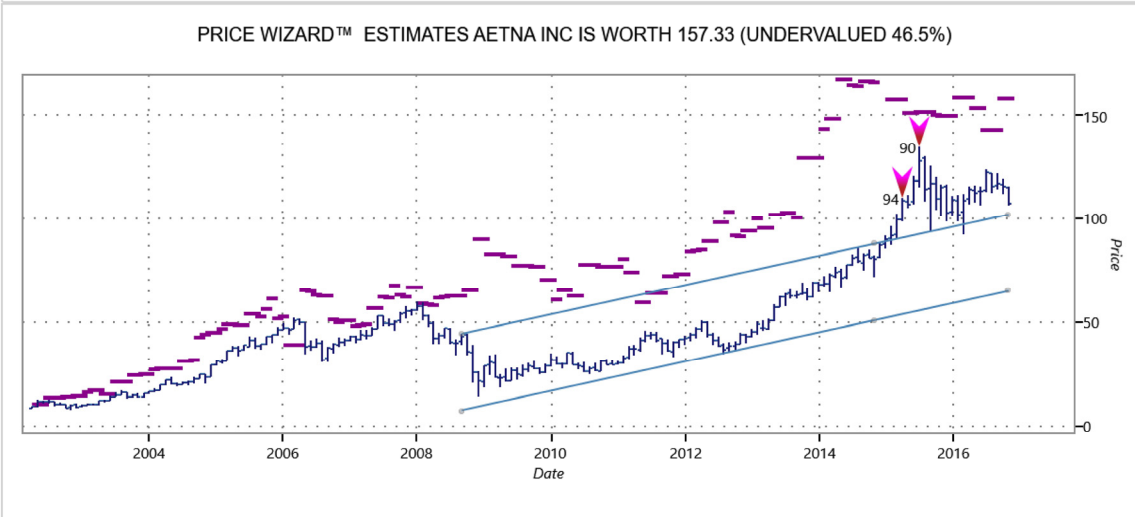
Chart #1, Date: 10/30/2016, Price Wizard™ estimates AMP US Equity to be Undervalued by 104%



AMP US Equity
as of 10/30/2016

Financials (40203010)
Industry: Asset Management & Cust
Earnings 12mo: 9.16/share
Book Value: 38.834/share
Cash Flow 12mo: 13.745/share
LT Debt: 32.251/share
Pretax Margin: 8.546%
Net Income 12mo: 7.263/share
Sales 12mo: 69.154/share
Dividends 12mo: 2.84/share
Wizard Valuation is 182.04+/-16.15
Last Market Price is 89.23
104% Undervalued

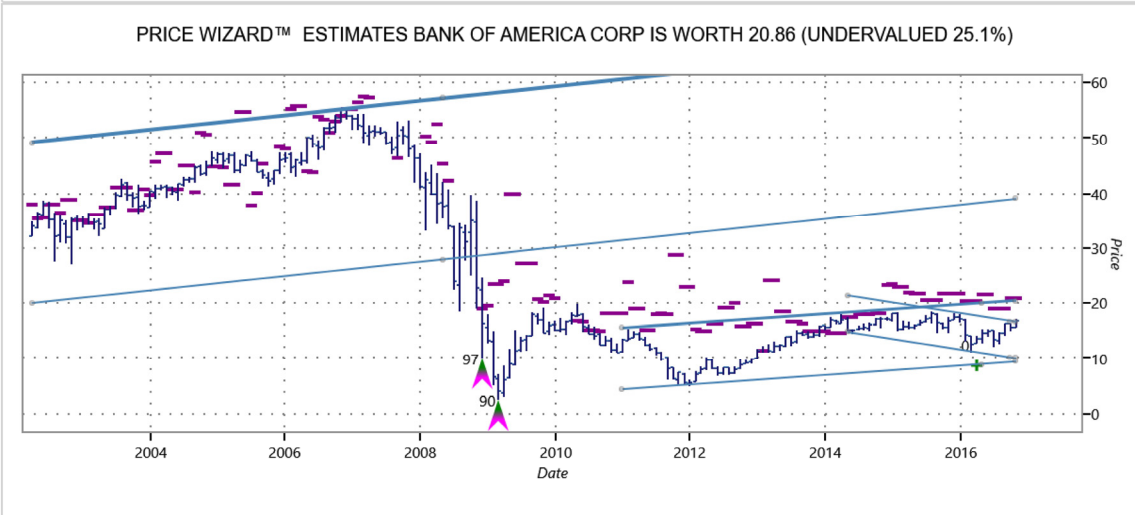
Chart #2, Date: 10/30/2016, Price Wizard™ estimates AET US Equity to be Undervalued by 46.5%



AET US Equity
as of 10/30/2016

Health Care (35102030)
Industry: Managed Health Care
Earnings 12mo: 7.95/share
Book Value: 52.105/share
Cash Flow 12mo: 16.339/share
LT Debt: 57.059/share
Pretax Margin: 6.802%
Net Income 12mo: 6.96/share
Sales 12mo: 178.139/share
Dividends 12mo: 1/share
Wizard Valuation is 157.33+/-4.73
Last Market Price is 107.39
46.5% Undervalued

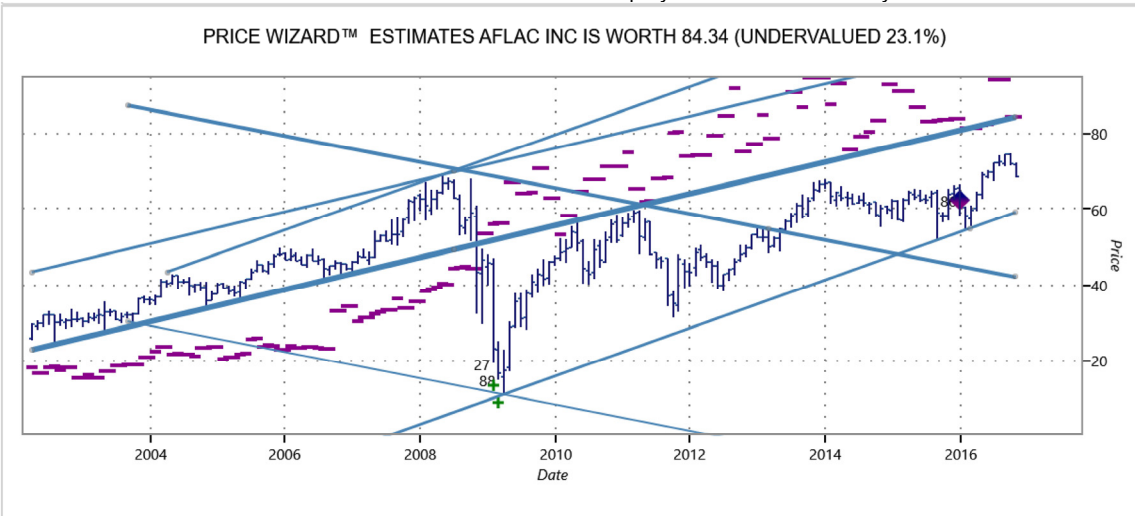
Chart #3, Date: 10/30/2016, Price Wizard™ estimates BAC US Equity to be Undervalued by 25.1%



BAC US Equity
as of 10/30/2016

Financials (40101010)
Industry: Diversified Banks
Earnings 12mo: 1.271/share
Book Value: 24.187/share
Cash Flow 12mo: 7.338/share
LT Debt: 22.238/share
Pretax Margin: 33.76%
Net Income 12mo: 1.502/share
Sales 12mo: 8.862/share
Dividends 12mo: 0.225/share
Wizard Valuation is 20.86+/-0.6
Last Market Price is 16.68
25.1% Undervalued

Chart #4, Date: 10/30/2016, Price Wizard™ estimates AFL US Equity to be Undervalued by 23.1%



AFL US Equity
as of 10/30/2016

Financials (40301020)
Industry: Life & Health Insurance
Earnings 12mo: 6.82/share
Book Value: 55.843/share
Cash Flow 12mo: 15.484/share
LT Debt: 14.129/share
Pretax Margin: 16.847%
Net Income 12mo: 6.465/share
Sales 12mo: 52.724/share
Dividends 12mo: 1.64/share
Wizard Valuation is 84.34 +/- 1.58
Last Market Price is 68.51
23.1% Undervalued